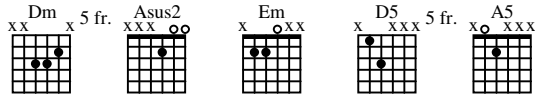


# DRACULA

As recorded by Iced Earth  
(From the 2001 Album HORROR SHOW)

Transcribed by Little Prince



## A Intro

Tune to Eb

Slowly ♩ = 68

Dm

Gtr V (choir)

Musical notation for the Intro section, including a treble clef staff with a melodic line and a guitar tablature staff with fret numbers.

Asus2

Musical notation for the Asus2 section, including a treble clef staff with a melodic line and a guitar tablature staff with fret numbers.

## B Verse 1

Dm

Musical notation for the Verse 1 section, including a treble clef staff with a melodic line and a guitar tablature staff with fret numbers.

Asus2

7

let ring

T 0 1 2 2 0 2 2 0 2 2 0 2 2 0 2 2

A 0 2 2 0 2 2 0 2 2 0 2 2 0 2 2 2

B 0 2 2 0 2 2 0 2 2 0 2 2 0 2 2 2

Em

9

let ring

let ring

T 0 0 0 0 0 0 0 0 0 0 0 0 0 0 0 0

A 0 2 2 0 2 2 0 2 2 0 2 2 0 2 2 0

B 0 2 2 0 2 2 0 2 2 0 2 2 0 2 2 0

11

let ring

let ring

T 0 0 0 0 0 0 0 0 0 0 0 0 0 0 0 0

A 0 2 2 0 2 2 0 2 2 0 2 2 0 2 2 0

B 0 2 2 0 2 2 0 2 2 0 2 2 0 2 2 0

C Pre-Verse  
Dm

13

let ring

T 2 3 1 3 3 3 1 3 2 2 3 1 3 3 1 3 2

A 0 2 3 3 2 0 3 2 2 0 2 3 3 2 0 3 2

B 0 2 3 3 2 0 3 2 2 0 2 3 3 2 0 3 2

Asus2

15

let ring

T 0 1 2 2 0 2 2

A 2 2 2 2 0 2 2

B 0 2 2 0 2 2 2

D Verse 2

Dm

17

let ring

T 3 1 3 3 1 3 2

A 2 3 3 2 3 2 3 2

B 0 2 3 3 2 0 3 2

Asus2

19

let ring

T 0 1 2 2 0 2 2

A 2 2 2 2 0 2 2

B 0 2 2 0 2 2 2

Dm

21

let ring

T 3 1 3 3 1 3 2

A 2 3 3 2 3 2 3 2

B 0 2 3 3 2 0 3 2

Asus2 accel.

23

let ring

T	0	1	2	2	0	2	2	0	1	2	2	0	2	2
A	2	2	2	2	2	2	2	2	2	2	2	2	2	2
B	0	2	2	0	2	2	2	0	2	2	0	2	2	2

Faster ♩ = 135

25

Gtr II P.M. P.M.

T	•													
A	•													
B	0	2	(2)	3	0	1	0	(2)	3	(2)	3	0	1	•

29

T														
A														
B	0	2	(2)	3	0	1	0	(2)	3	(2)	3	0	1	•

**E** Guitar Break

Faster ♩ = 160

31

Gtr III



T															
A	14	12	0	12		14	12	(12)	14	12	0	12	14	12	
B															

Gtr IV



T															
A	12	10	9	10		12	10	(10)	12	10	9	10	12	10	
B															

Gtr II

P.M.-----|

P.M.-----|

P.M.-----|

P.M.-----|

P.M.--|

P.M.--|

T															
A	7					7						7			
B	5	5	5	5	5	5	5	5	5	5	5	5	5	5	5

33

P.M.

P.M.

T															
A	14	12	0	12		14	12	(12)	14	12	0	12	10	9	
B															



T															
A	12	10	9	10		12	10	(10)	12	10	9	10	9	12	
B															

P.M.-----|

P.M.-----|

P.M.-----|

P.M.-----|

P.M.--|

P.M.--|

T															
A	7					7						7			
B	5	5	5	5	5	5	5	5	5	5	5	5	5	5	5

35

Musical notation for measures 35-36. The guitar staff shows a melodic line with a wavy line indicating a tremolo effect. The bass staff shows a rhythmic accompaniment. The tablature for guitar is as follows:

T												
A												
B	14	12	0	10	(10)	14	12	0	14	12	10	

Musical notation for measures 37-38. The guitar staff shows a melodic line with a wavy line indicating a tremolo effect. The bass staff shows a rhythmic accompaniment. The tablature for guitar is as follows:

T												
A												
B	10	9	0	7	(7)	10	9	7	10	9	7	

Musical notation for measures 39-40. The guitar staff shows a melodic line with a wavy line indicating a tremolo effect. The bass staff shows a rhythmic accompaniment. The tablature for guitar is as follows:

T																														
A																														
B	7	5	5	5	5	7	5	5	5	5	7	5	5	5	5	7	5	5	5	5	7	5	5	5	5	7	5	5	5	5

**F** Verses 3, 4



37

Musical notation for measures 37-40. The guitar staff shows a melodic line with a wavy line indicating a tremolo effect. The bass staff shows a rhythmic accompaniment. The tablature for guitar is as follows:

T													
A													
B	14	12	0	12	14	12	(12)	14	12	0	12	14	12

Musical notation for measures 41-42. The guitar staff shows a melodic line with a wavy line indicating a tremolo effect. The bass staff shows a rhythmic accompaniment. The tablature for guitar is as follows:

T													
A													
B	12	10	9	10	12	10	(10)	12	10	9	10	12	10

Musical notation for measures 43-44. The guitar staff shows a melodic line with a wavy line indicating a tremolo effect. The bass staff shows a rhythmic accompaniment. The tablature for guitar is as follows:

T																														
A																														
B	7	5	5	5	5	7	5	5	5	5	7	5	5	5	5	7	5	5	5	5	7	5	5	5	5	7	5	5	5	5

39

P.M. P.M.

T  
A 14 12 0 12 14 12 (12) 14 12 0 12 10 9  
B

41

P.M. P.M.

T  
A 14 12 0 10 (10) 14 12 0 14 12 10  
B

T  
A 7 5 5 5 5 7 5 5 5 5 7 5 5 5 5 7 5 5 7 5 5  
B 5

T  
A 10 9 0 7 (7) 10 9 7 10 9 7  
B

T  
A 7 5 5 5 5 7 5 5 5 5 7 5 5 5 7 5 5 7 5 5  
B 5

43

P.M. ~~~~~ P.M.

T  
A 14 12 0 10 (10) 14 12 0 14 12 10  
B

P.M. ~~~~~

T  
A 10 9 0 7 (7) 10 9 7 10 9 7  
B

P.M.-----| P.M.-----| P.M.-----| P.M.-----| P.M.-| P.M.-|

T  
A  
B 7 5 5 5 5 5 7 5 5 5 5 5 7 5 5 5 5 5 7 5 5 5 7 5 5 5

**G** Pre-Chorus

45

Gtr II  
P.M.-----|

T  
A  
B 0 0 0 0 0 0 0 0 0 0 0 0 0 1 3 4 3

(2nd time) D.S.

47

P.M.-----|

T  
A  
B 0 0 0 0 0 0 0 0 0 0 0 0 0 1 3 4 3



**H** Chorus



D5

Gtr IV

49

Gtr III



T			
A	7		
B			

6	9	7
---	---	---

Gtr II

P.M.-----

T		
A		
B	5 5 5 5 5 5 5 5 5 5 5 5 5 5 5 5	5 5 5 5 5 5 5 5 5 5 5 5 5 5 5 5

51



T	6			
A				
B				

8	6	5 0
---	---	-----

P

P.M.-----

T		
A		
B	5 5 5 5 5 5 5 5 5 5 5 5 5 5 5 5	5 5 5 5 5 5 5 5 5 5 5 5 5 5 5 5

53

A5

T 5 8

A 7 (5)

B

P.M.-----|

T

A

B 5

54

T 10 (10)

A

B

P.M.-----|

T

A

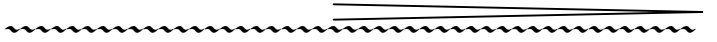
B 5

**I** Bridge

57

Gtr III


let ring-----|



T								
A								
B	7	9	7	10	9	7	9	(9)

Gtr IV

let ring-----|



T								
A								
B	9	12	9	13	12	10	12	(12)

Gtr II

P.M.-|

P.M.

P.M.-|

P.M.-|

P.M.

P.M.-|

T															
A															
B	2	0	0	3	1	5	5	3	2	0	3	1	5	5	3

To Dbl. Coda


61

let ring-----|



T							
A							
B	7	9	10	9	7	9	9

let ring-----|



T								
A								
B	9	12	9	13	12	10	12	12

P.M.-|

P.M.

P.M.-|

P.M.-|

P.M.

P.M.-|

T															
A															
B	2	0	0	3	1	5	5	3	2	0	3	1	5	5	3

**J** Guitar Solo

65

Gtrs III, IV  
P.M.-----| P.M.-| A.H. P.M.-----| P.M.-| A.H.

T  
A  
B

14 15 14 12 12 14 12 14 15 15 12 12 14 12 15 12 14 15 15 12 12 14 12 15

G<sup>b</sup> G<sup>b</sup>

Gtr II

T  
A  
B

7 7 5 (7) 7 5 (7) 7 5 (7) 7 5

69

T  
A  
B

9 10 12 (12) 10 9 12 9 10 12 (12) 15 14 (14)

sl. sl.

T  
A  
B

9 9 9 (9) 9 9 9 10 10 (10) 10 10  
7 7 7 (7) 7 7 7 7 7 (7) 7 7  
0 0 0 (0) 0 0 0 0 0 (0) 0 0

73

P.M.-----| P.M.-| A.H. P.M.-----| P.M.-| A.H.

T  
A  
B

14 15 14 12 12 14 12 14 15 15 12 12 14 12 15 12 14 15 15 12 12 14 12 15

G<sup>b</sup> G<sup>b</sup>

T  
A  
B

7 7 5 (7) 7 5 (7) 7 5 (7) 7 5

77

Gtr III *f*

T 9 10 12 (12) 10 9 12

A

B

*sl.*

Gtr IV

T 10 11 13 (13) 11 10 12

A

B

*sl.*

Gtr II P.M.-----| P.M.-----| P.M.-----| P.M.-----| P.M. P.M.

T

A

B 7 5 5 5 5 5 7 5 5 5 5 5 7 5 5 5 5 5 7 5 5 7 5 5

79

T 9 10 12 (12) 15 14 (14)

A

B

*sl.*

T 10 11 13 (13) 18 17 (17)

A

B

*sl.*

P.M.-----| P.M.-----| P.M.-----| P.M.-----| P.M. P.M.

T

A

B 7 5 5 5 5 5 7 5 5 5 5 5 7 5 5 5 5 7 5 5 7 5 5

**K** Out-Chorus

D5  
Gtr IV

81

Gtr III *mf*

Gtr II  
P.M.

83

P

P.M.

A5

85

P.M.

(2nd time) D.S.S. al Dbl. Coda

87

T 10 (10)

T A B

P.M.-----|

T A B

5 5

**L** **Outro**

89

Gtrs III, IV

P.M.---- P.M.- A.H. P.M.---- P.M.-

T A B

12 14 15 14 15 12 12 14 12 15 12 14 15 15 12 14 15 12 14 12 15 12 14 15 12 14 12 15 12 14 12 15 12

G<sup>b</sup> G<sup>b</sup>

Gtr II

T A B

7 (7) 7 (7) 7 (7) 5 7 (7)

5 (5) 5 (5) 5 (5) 5 5 (5)

sl.